



GENERAL INFORMATION

---

**PHONE**

800 356 5732  
828 322 1794

**FAX**

828 322 8462

**EMAIL**

cs@quakerfurnitureinc.com  
repairinfo@quakerfurnitureinc.com

**WEBSITE**

www.quakerfurnitureinc.com

**MAILING ADDRESS**

Quaker Furniture  
P.O. Box 1973  
Hickory, NC 28603

**SHIPPING ADDRESS**

Quaker Furniture  
3060 Main Ave SE  
Hickory, NC 28602

Our Product. Our Company. Our People.


Since 1966 our focus has been on quality and precision, and on these principles we have built a firm foundation of experience and proficiency in our industry. Our long standing tradition of sourcing locally - right here in the Appalachian Mountains - has not wavered even to this day. We align our values with the community by working with sustainable, recycled materials that are also free of harsh chemicals, ensuring every piece meets or exceeds proper certifications by qualifying partners. These core principles only enhance our modern classic designs and every piece is custom built for you at our facility in Hickory, NC by our team of highly skilled craftspeople.

Quaker Furniture is your company to trust.




IMAGINE COLLECTION


	SEAT HEIGHT	ARM HEIGHT	W	D	H	INTERIOR WIDTH	INTERIOR DEPTH	SHIP WEIGHT	FABRIC YDG						
IMAGINE 7410-11 Chair   Guest Seating	19.00	27.00	24.25	26.25	32.75	20.25	18.75	37.00	2.00						
	TABLET ARM:		-	-	-										
	COM/COL	1	2	3	4	5	6	7	8	9	10	11	12	13	14
	1230	1280	1315	1365	1395	1430	1450	1475	1520	1560	1605	1695	1740	1780	1890
	CAL 133	POWER	ARM CAP												
	120	-	170												
	WOOD: MAPLE		WALL SAVER			ARM CAP: BLACK POLYURETHANE #7410-19									



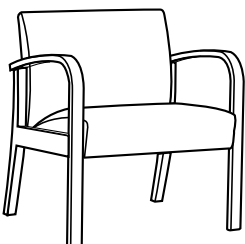
IMAGINE 7412-00 2-Seat Tandem   Guest Seating	19.00	27.00	46.50	26.25	32.75	-	-	60.00	3.70						
	TABLET ARM:		-	-	-										
	COM/COL	1	2	3	4	5	6	7	8	9	10	11	12	13	14
	2095	2180	2235	2315	2370	2425	2470	2515	2600	2690	2780	2955	3040	3130	3350
	CAL 133	POWER	ARM CAP												
	225	-	255												
	WOOD: MAPLE		WALL SAVER			ARM CAP: BLACK POLYURETHANE #7412-19									



IMAGINE 7413-00 3-Seat Tandem   Guest Seating	19.00	27.00	68.75	26.25	32.75	-	-	95.00	5.50						
	TABLET ARM:		-	-	-										
	COM/COL	1	2	3	4	5	6	7	8	9	10	11	12	13	14
	3020	3150	3240	3370	3460	3550	3615	3680	3810	3945	4075	4340	4470	4605	4935
	CAL 133	POWER	ARM CAP												
	330	-	340												
	WOOD: MAPLE		WALL SAVER			ARM CAP: BLACK POLYURETHANE #7413-19									

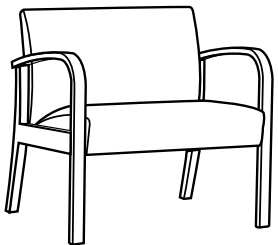



IMAGINE 7415-21 Bariatric Chair   Guest Seating	19.00	27.00	29.00	26.25	32.75	25.00	18.75	43.00	2.40						
	TABLET ARM:		-	-	-										
	COM/COL	1	2	3	4	5	6	7	8	9	10	11	12	13	14
	1420	1470	1500	1550	1585	1615	1645	1670	1725	1780	1835	1945	2000	2055	2195
	CAL 133	POWER	ARM CAP												
	145	-	170												
	WOOD: MAPLE		WALL SAVER			ARM CAP: BLACK POLYURETHANE #7415-29									




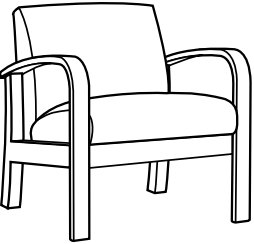
\*all measurements in inches, pounds, and USD (except for fabric = yards)

IMAGINE COLLECTION

	SEAT HEIGHT	ARM HEIGHT	W	D	H	INTERIOR WIDTH	INTERIOR DEPTH	SHIP WEIGHT	FABRIC YDG						
IMAGINE 7415-31 Bariatric Chair   Guest Seating	19.00	27.00	34.00	26.25	32.75	30.00	18.75	55.00	2.80						
	TABLET ARM:		-	-	-										
	COM/COL	1	2	3	4	5	6	7	8	9	10	11	12	13	14
	1550	1615	1660	1725	1770	1815	1850	1880	1945	2015	2080	2210	2275	2345	2510
	CAL 133	POWER	ARM CAP												
	170	-	170												
	WOOD: MAPLE			WALL SAVER			ARM CAP: BLACK POLYURETHANE #7415-39								

IMAGINE 7415-41 Bariatric Chair   Guest Seating	19.00	27.00	44.00	26.25	32.75	40.00	18.75	65.00	3.70						
	TABLET ARM:		-	-	-										
	COM/COL	1	2	3	4	5	6	7	8	9	10	11	12	13	14
	1765	1850	1905	1985	2040	2095	2140	2185	2270	2360	2450	2625	2710	2800	3020
	CAL 133	POWER	ARM CAP												
	225	-	170												
	WOOD: MAPLE			WALL SAVER			ARM CAP: BLACK POLYURETHANE #7415-49								


IMAGINE 7417-11 High Back Patient Chair   Guest Seating	19.00	27.00	24.25	26.25	42.75	20.25	18.75	42.00	2.40						
	TABLET ARM:		-	-	-										
	COM/COL	1	2	3	4	5	6	7	8	9	10	11	12	13	14
	1395	1465	1505	1575	1615	1660	1690	1715	1770	1825	1880	1990	2045	2100	2240
	CAL 133	POWER	ARM CAP												
	145	-	170												
	WOOD: MAPLE			ARM CAP: BLACK POLYURETHANE #7417-19											

IMAGINE 7430-11 Chair   Lounge Seating	18.00	26.00	30.00	29.50	32.25	24.00	20.00	55.00	2.80						
	TABLET ARM:		-	-	-										
	COM/COL	1	2	3	4	5	6	7	8	9	10	11	12	13	14
	1690	1755	1800	1865	1910	1955	1985	2020	2085	2150	2215	2350	2415	2480	2645
	CAL 133	POWER	ARM CAP												
	170	-	170												
	WOOD: MAPLE			WALL SAVER			ARM CAP: BLACK POLYURETHANE #7430-19								

\*all measurements in inches, pounds, and USD (except for fabric = yards)

IMAGINE COLLECTION


	SEAT HEIGHT	ARM HEIGHT	W	D	H	INTERIOR WIDTH	INTERIOR DEPTH	SHIP WEIGHT	FABRIC YDG						
IMAGINE 7431-11 Loveseat   Lounge Seating	18.00	26.00	54.00	29.50	32.25	48.00	20.00	90.00	5.00						
	TABLET ARM:		-	-	-										
	COM/COL	1	2	3	4	5	6	7	8	9	10	11	12	13	14
	2355	2455	2519	2620	2685	2750	2810	2870	2990	3115	3235	3475	3595	3720	4020
	CAL 133	POWER		ARM CAP											
	300	-		170											
	WOOD: MAPLE			WALL SAVER			ARM CAP: BLACK POLYURETHANE #7431-19								




IMAGINE 7433-11 Sofa   Lounge Seating	18.00	26.00	78.00	29.50	32.25	72.00	20.00	110.00	7.30						
	TABLET ARM:		-	-	-										
	COM/COL	1	2	3	4	5	6	7	8	9	10	11	12	13	14
	2765	2915	3015	3165	3260	3360	3450	3535	3715	3890	4065	4415	4595	4770	5210
	CAL 133	POWER		ARM CAP											
	440	-		170											
	WOOD: MAPLE			WALL SAVER			ARM CAP: BLACK POLYURETHANE #7433-19								



IMAGINE 7450-11 Bariatric Bench   Bench Seating	-	-	25.00	20.75	19.50	-	-	25.00	1.20						
	TABLET ARM:		-	-	-										
	COM/COL	1	2	3	4	5	6	7	8	9	10	11	12	13	14
	860	890	915	945	970	990	1000	1010	1035	1055	1080	1120	1145	1165	1220
	CAL 133	POWER													
	75	-													
	WOOD: MAPLE														




IMAGINE 7451-11 Bariatric Bench   Bench Seating	-	-	30.00	20.75	19.50	-	-	35.00	1.20						
	TABLET ARM:		-	-	-										
	COM/COL	1	2	3	4	5	6	7	8	9	10	11	12	13	14
	975	1005	1030	1060	1085	1105	1120	1140	1170	1205	1240	1305	1335	1370	1450
	CAL 133	POWER													
	75	-													
	WOOD: MAPLE														




\*all measurements in inches, pounds, and USD (except for fabric = yards)

IMAGINE COLLECTION


	SEAT HEIGHT	ARM HEIGHT	W	D	H	INTERIOR WIDTH	INTERIOR DEPTH	SHIP WEIGHT	FABRIC YDG						
IMAGINE 7453-11 Bariatric Bench   Bench Seating	-	-	40.00	20.75	19.50	-	-	40.00	1.40						
	TABLET ARM:		-	-	-										
	COM/COL	1	2	3	4	5	6	7	8	9	10	11	12	13	14
	1105	1140	1160	1195	1215	1240	1255	1270	1305	1335	1370	1435	1470	1500	1585
	CAL 133		POWER												
	85		-												
	WOOD: MAPLE														



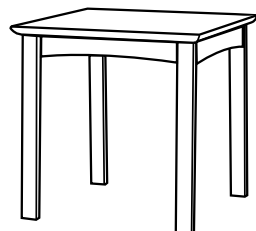
IMAGINE 7480-20 Cocktail Table   Tables	-	-	-	36.00	17.00	-	-	50.00	-						
	TABLET ARM:		-	-	-										
	PRICE														
	1365														
	CAL 133		POWER		DIAMETER:		36.00								
	-		325		HEIGHT:		17.00								
	WOOD: MAPLE														



IMAGINE 7480-30 Round Table   Tables	-	-	-	24.00	23.00	-	-	27.00	-						
	TABLET ARM:		-	-	-										
	PRICE														
	1140														
	CAL 133		POWER		DIAMETER:		24.00								
	-		325		HEIGHT:		23.00								
	WOOD: MAPLE					LAMINATE TOP: #7480-37									

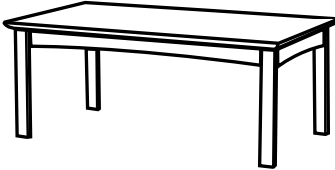
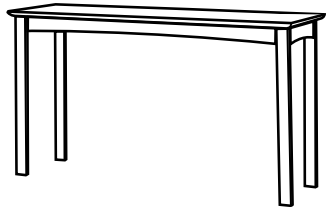




IMAGINE 7480-60 Corner Table   Tables	-	-	23.00	24.00	23.00	-	-	35.00	-						
	TABLET ARM:		-	-	-										
	PRICE														
	1205														
	CAL 133		POWER												
	-		325												
	WOOD: MAPLE					LAMINATE TOP: #7480-67									



\*all measurements in inches, pounds, and USD (except for fabric = yards)

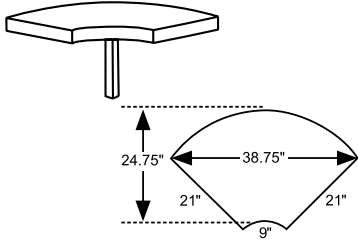
IMAGINE COLLECTION

	SEAT HEIGHT	ARM HEIGHT	W	D	H	INTERIOR WIDTH	INTERIOR DEPTH	SHIP WEIGHT	FABRIC YDG	
IMAGINE 7480-70 Cocktail Table   Tables 	-	-	42.00	23.00	17.00	-	-	50.00	-	
TABLET ARM:			-	-	-					
PRICE										
			1215							
CAL 133		POWER								
				-						
		325								
WOOD: MAPLE			LAMINATE TOP: #7480-77							
IMAGINE 7480-90 Sofa Table   Tables 	-	-	52.00	16.00	29.00	-	-	45.00	-	
TABLET ARM:			-	-	-					
PRICE										
			1215							
CAL 133		POWER								
				-						
		325								
WOOD: MAPLE			LAMINATE TOP: #7480-97							
IMAGINE 7487-11 Connector End Table   Guest Seating 	-	-	20.50	21.00	14.75	-	-	30.00	-	
TABLET ARM:			-	-	-					
PRICE										
			680							
CAL 133		POWER								
				-						
		325								
WOOD: MAPLE			LAMINATE TOP: #7480-27				LEGS CAN BE PLACED EITHER SIDE			
IMAGINE 7488-11 Connector Middle Table   Guest Seating 	-	-	20.50	21.00	14.75	-	-	25.00	-	
TABLET ARM:			-	-	-					
PRICE										
			660							
CAL 133		POWER								
				-						
		325								
WOOD: MAPLE			LAMINATE TOP: #7488-17							

\*all measurements in inches, pounds, and USD (except for fabric = yards)

IMAGINE COLLECTION

	SEAT HEIGHT	ARM HEIGHT	W	D	H	INTERIOR WIDTH	INTERIOR DEPTH	SHIP WEIGHT	FABRIC YDG
IMAGINE 7489-11 Connector Corner Table   Guest Seating	-	-	38.75	24.75	14.75	-	-	45.00	-
	TABLET ARM:		-	-	-				
	PRICE								
	1190								
	CAL 133		POWER						
	-		325						
	WOOD: MAPLE			LAMINATE TOP: #7489-17					



\*all measurements in inches, pounds, and USD (except for fabric = yards)





QUAKER FURNITURE

[www.quakerfurnitureinc.com](http://www.quakerfurnitureinc.com)

[cs@quakerfurnitureinc.com](mailto:cs@quakerfurnitureinc.com)

828 322 1794

P.O. BOX 1973 HICKORY NC 28603

3060 MAIN AVE SE HICKORY NC 28602