

GENERAL INFORMATION

PHONE

800 356 5732
828 322 1794

FAX

828 322 8462

EMAIL

cs@quakerfurnitureinc.com
repairinfo@quakerfurnitureinc.com

WEBSITE

www.quakerfurnitureinc.com

MAILING ADDRESS

Quaker Furniture
P.O. Box 1973
Hickory, NC 28603

SHIPPING ADDRESS

Quaker Furniture
3060 Main Ave SE
Hickory, NC 28602


Our Product. Our Company. Our People.


Since 1966 our focus has been on quality and precision, and on these principles we have built a firm foundation of experience and proficiency in our industry. Our long standing tradition of sourcing locally - right here in the Appalachian Mountains - has not wavered even to this day. We align our values with the community by working with sustainable, recycled materials that are also free of harsh chemicals, ensuring every piece meets or exceeds proper certifications by qualifying partners. These core principles only enhance our modern classic designs and every piece is custom built for you at our facility in Hickory, NC by our team of highly skilled craftspeople.


Quaker Furniture is your company to trust.




CAMERON COLLECTION

	SEAT HEIGHT	ARM HEIGHT	W	D	H	INTERIOR WIDTH	INTERIOR DEPTH	SHIP WEIGHT	FABRIC YDG						
CAMERON 2520-97 Executive Seating	–	–	23.50	28.00	36 – 39	19.00	19.00	50.00	1.60						
	TABLET ARM:		–	–	–										
	COM/COL	1	2	3	4	5	6	7	8	9	10	11	12	13	14
	1085	1120	1140	1175	1200	1220	1240	1255	1290	1320	1355	1420	1455	1490	1575
	CAL 133	POWER		SEAT HEIGHT: 17.50 – 20.50											
	100	–		ARM HEIGHT: 25.50 – 28.25											
	BASE: CHROME			ARMS: BLACK URETHANE				GAS LIFT, MID-TILT LOCKING MECHANISM							

CAMERON 2520-99 Executive Seating	–	–	23.50	28.00	36 – 39	19.00	19.00	50.00	1.60						
	TABLET ARM:		–	–	–										
	COM/COL	1	2	3	4	5	6	7	8	9	10	11	12	13	14
	1055	1085	1110	1140	1165	1185	1205	1220	1255	1290	1320	1390	1420	1455	1540
	CAL 133	POWER		SEAT HEIGHT: 17.50 – 20.50											
	100	–		ARM HEIGHT: 25.50 – 28.25											
	BASE: BLACK URETHANE			ARMS: BLACK URETHANE				GAS LIFT, MID-TILT LOCKING MECHANISM							

CAMERON 2525-97 Executive Seating	–	–	25.50	28.00	36 – 39	19.00	19.00	50.00	2.30						
	TABLET ARM:		–	–	–										
	COM/COL	1	2	3	4	5	6	7	8	9	10	11	12	13	14
	1195	1240	1275	1325	1360	1395	1420	1450	1505	1560	1620	1730	1785	1840	1945
	CAL 133	POWER		SEAT HEIGHT: 17.50 – 20.50											
	140	–		ARM HEIGHT: 25 – 28											
	BASE: CHROME			GAS LIFT, MID-TILT LOCKING MECHANISM											

CAMERON 2525-99 Executive Seating	–	–	25.50	28.00	36 – 39	19.00	19.00	50.00	2.30						
	TABLET ARM:		–	–	–										
	COM/COL	1	2	3	4	5	6	7	8	9	10	11	12	13	14
	1155	1205	1240	1290	1320	1355	1385	1410	1465	1525	1580	1690	1745	1805	1945
	CAL 133	POWER		SEAT HEIGHT: 17.50 – 20.50											
	140	–		ARM HEIGHT: 25 – 28											
	BASE: BLACK URETHANE			GAS LIFT, MID-TILT LOCKING MECHANISM											

*all measurements in inches, pounds, and USD (except for fabric = yards)

QUAKER FURNITURE

www.quakerfurnitureinc.com

cs@quakerfurnitureinc.com

828 322 1794

P.O. BOX 1973 HICKORY NC 28603

3060 MAIN AVE SE HICKORY NC 28602